



Headquarters LG Hausys, Ltd 98, Huam-ro, Jung-gu, Seoul, Korea 04637 (LG Seoul Station Building) / Email : lginfo@lghausys.com / www.lghausys.com

SALES SUBSIDIARY

U.S.A - Atlanta

LG Hausys America, Inc. 900 Circle 75 Parkway, Suite1500,
Atlanta, GA 30339 TEL : 1-678-486-8244

RUSSIA - Moscow

LG Hausys Rus, LLC. Lesnaya Plaza 8th floor; 4, 4th Lesnoy pereulok,
Moscow, 125047, Russia TEL : 7-495-663-39-58

CHINA - Shanghai

LG Hausys Trading Co., Ltd. 19F Magnolia Plaza No.777 Hongqiao Road,
Xuhui District, Shanghai, China 200030
TEL : 86-21-5241-6600

INDIA - Gurgaon

LG Hausys India Pvt. Ltd. Delta Tower, 6th Floor,
Plot No.54, Sector 44 Gurgaon-122001, Haryana, India
TEL : 91-124-4212590

EUROPE - Frankfurt

LG Hausys Europe GMBH Lyoner str 15, Atricom C8, D-60528 Frankfurt/m,
Germany TEL : 49-69-583029-0

CANADA - Toronto

LG Hausys Canada, Inc. 423 Four Valley Dr. Concord,
ON L4K 5Z3, Canada TEL : 1-905-660-4746

OVERSEAS BRANCH

TURKEY - Istanbul

Kempinski Residences Astoria Büyükdere Cad. No:127 A Kule Kat:7
PK. 34394 Esentepe Şişli / Istanbul, Turkey
TEL : 90-212-285-1101

INDONESIA - Jakarta

LG Hausys, Ltd. Jakarta Office Tower One at The City Center (TCC)
Batavia 18th Floor, Unit 2B KH. Mas. Mansyur Kav. 126 Kel. Karet Tengsin,
Kec. Tanah Abang Jakarta Pusat-10220
TEL : 62-21-2967-5043

U.A.E - Dubai

LG Hausys, Ltd. Dubai Office Dubai Internet City Building @3, Dubai,
United Arab Emirates TEL : 971-4-553-1452

JAPAN - Tokyo

LG Hausys, Ltd. Tokyo Office Kyobashi Trust-Tower 14F, 2-1-3
Kyobashi, Chuo-ku, Tokyo, 104-0031, Japan
TEL : 81-3-5299-4533

VIETNAM - Ho Chi Minh

LG Hausys, Ltd. L9-04, 9 Flr, Vincom Center Dong Khoi, 72 Le Thanh
Ton Str, Ben Nghe Wrd, Dist 1, HCMC
TEL : 84-28-3915-8909/10

BENIF

2021
-
2022



Interior Film



LG Hausys

LG Hausys

www.lghausys.com

BENIF



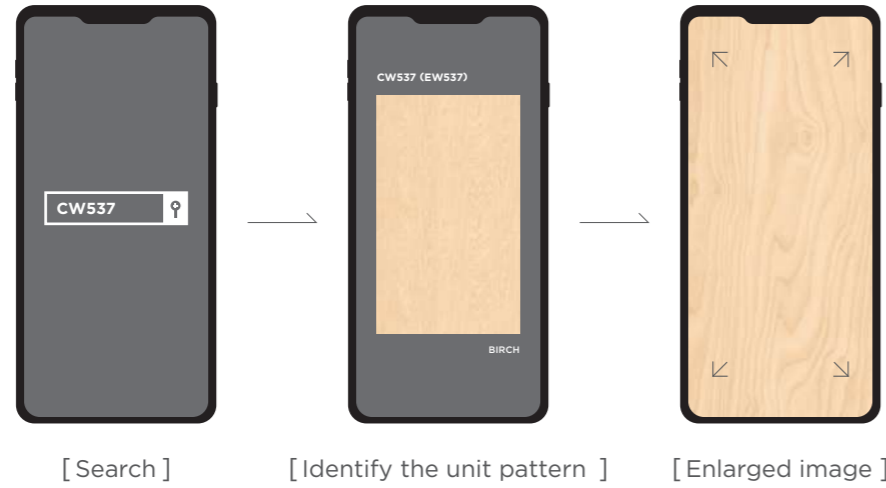
Interior Film



Design Book

※ Check the color images of LG Z:IN Interior Film BENIF right away in the online Design Book.
(Available for both mobile and PC)

1. You can clearly see the unit pattern(repeated pattern) and enlarged images of the product.



2. LG Z:IN will pre-release new BENIF products via the online design book first prior to the new sample book. Check the new product release information from time to time.



Color Chart

※ Remodel LG Z:IN doors and windows with LG Z:IN interior film.
You can check the color chart of the deco sheets and interior films.

CONTENTS

INDEX	04
SOLID	08
METAL	20
CLASSIC WOOD	24
BIG WOOD	34
PREMIUM WOOD	40
WOOD	52
BIG MARBLE	66
MARBLE / STONE	70
FANCY / LEATHER	76
OUTDOOR	78

TIPs for How to Use the Sample Book ^{Tip}

N : This is a new product to be released in 2021.

() : Number () is the non-flame-retardant color number.

! : Be sure to follow the construction instructions at the back of the sample book for the relevant color.

📷 : The color is applied to the photographic image.

FIRE SAFETY



FIRE SAFETY

LG Z:IN Interior Film BENIF is recognized for product safety by passing domestic and global fire safety certification tests to protect the life and safety of customers in case of fire.

INDOOR SPACE



Flame Retardant Performance Test

It is a Korean flame retardant performance certification. It is a nationally accredited certification obtained by measuring the flame retardant performance of interior finishing materials, and only good products that have passed the test among the products produced are being sold by indicating whether they are flame retardant. (Issuance of certification for each product)



CE Certification

It is a European Union(EU) safety verification standard. Not only the speed of fire, but also formaldehyde and heavy metal tests have been passed to prove the safety of the product for distribution in Europe. (Certification No. 1121-CPR-KA5008)



UL certification

It has been certified for safety by conducting flame and smoke diffusion tests(UL723) by UL(Underwriters Laboratories), the global safety certification body. (Certification No. R26170)



Japanese flame retardant and F☆☆☆☆ certification

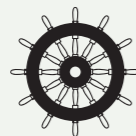
It is a fire safety and eco-friendly certification for building materials by the Japanese Ministry of Land, Infrastructure and Transport. BENIF products have been certified to be safe from flame retardancy and harmful substances by conducting tests on calorific value, gas hazard, and formaldehyde (Only for Japan-exclusive colors, certification No. NM-5207 - NM-5215).

SHIP AND RAILROAD



Korean Register of Shipping Certification

It is a fire safety certification for ship materials granted by the Korean Register of Shipping. It has been recognized for its excellence as a standard for verifying and certifying fire safety and toxic gas emission not only for the product but also the production process. (Certification No. CSP 05245-FP003, CSP 05245-PA001)



IMO certification

It is an international marine material safety standard certified by the British Lloyd's Register, and has been recognized for its excellent flame retardancy in international standards even for ships with no shelter in case of fire. (Certification No. MED 1850026 & MED 1850108)



BENIF secured safety that can be used for railroads by conducting durability and safety tests of interior finishing materials for railroads by SGS testing institutes in India. (Test standard EN45545 HL 3 Grade(R1))

ECO-FRIENDLY



ENVIRONMENTAL FRIENDLINESS

LG Z:IN Interior Film BENIF is constantly striving to minimize harmful substances to the human body and environment in consideration of the safety and environment of customers and builders, and communicates eco-friendly products with customers.

HUMAN FRIENDLINESS



Environmental sign certification

It is an official certification from the Ministry of Environment that is granted to products that keep the indoor space clean by measuring hazardous substances in building materials. BENIF flame-retardant products have obtained environmental sign certification by reducing harmful substances and environmental pollution in daily life, and do not use phthalate plasticizers. However, the stability in contact with food has not been verified, so please use with caution. (Environmental Sign No. 18903, ※ Please check the certificate as there are colors that do not have certification.)



Atopy mark

BENIF products are recommended by the Korea Atopy Association as a product that can prevent atopy. (Recommendation No. KAA-190212-04)

Children's activity space inspection

It is a system that the Ministry of Environment confirms in advance if the product is suitable for spaces where children are mainly active including children's play facilities, kindergartens, elementary schools, and others. BENIF flame retardant products secured an environmental label so can be used with confidence.



European textile product quality certification

It is a certification that verifies about 200 harmful substances for products that come into contact with the skin such as products/bedding/toys/interior materials. It is acceptable for use on children's toys and clothing. BENIF's general monochromatic products obtained the 1st class of this certification(Baby Class) for the first in the industry so can be used in toys and clothing for infants and toddlers under 3 years of age. (Certification No. SE025 164519 TESTEX)

ENVIRONMENT FRIENDLINESS



Environmental Product certification

It is a system to induce environmental improvement by evaluating the environmental impact of the entire process from raw materials to production, distribution, use, and disposal. BENIF Wood products, that obtained the certification, strives to continuously improve the environment. (Environmental Product Certification Label No. 2020-483)



Low carbon product certification


If the carbon footprint value is less than the maximum allowable carbon emission(average value of the carbon emission on the environmental product label of the same kind) or more than the minimum carbon reduction rate, it is certified by the Korea Environmental Industry & Technology Institute. By obtaining this certification, BENIF Solid is widely used as an environmentally friendly product. (Environmental Product Certification Label No. 2019-030)

GLOSS


SOLID




GM001 ⓘ




GS001 ⓘ



GS002 ⓘ




RSH01 (ESH01)




RSH05 (ESH05)




RS130 (ES130) BEST




RS69 (ES69) BEST




RS70 (ES70) BEST



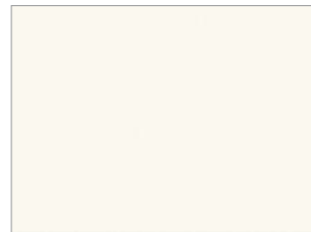
RS57 (ES57) BEST



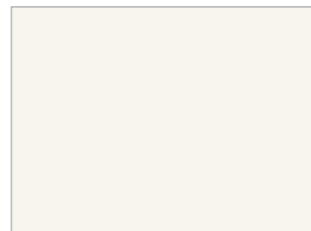
RS92 (ES92)




RS86 (ES86) BEST



RS171 (ES171) N



RS71 (ES71) BEST



RS49 (ES49)




RS40 (ES40)



RS133 (ES133)



RS124 (ES124) BEST




RS13 (ES13)




RS131 (ES131)



RS132 (ES132)




RS176 (ES176) N




RS35 (ES35) BEST



RS164 (ES164) N



RS68 (ES68)




RS91 (ES91) BEST



RS121 (ES121) BEST



RS135 (ES135) BEST



RS56 (ES56) BEST



RS55 (ES55) BEST




RS172 (ES172) N




RS134 (ES134) BEST




RS52 (ES52) BEST




RS136 (ES136)



RS118 (ES118)




RS119 (ES119)



RS125 (ES125)



RS51 (ES51) BEST




(ES158)




RS22 (ES22) BEST


SOLID



RS167 (ES167) N



RS168 (ES168) N



RS178 (ES178) N



RS47 (ES47)



RS46 (ES46)



RS137 (ES137)



RS48 (ES48)



RS76 (ES76) BEST



RS45 (ES45) BEST



RS100 (ES100) BEST



RS177 (ES177) N




RS163 (ES163) N



RSCJ1 (ESCJ1)



RS126 (ES126)



RS165 (ES165) N



RS89 (ES89)



RS84 (ES84)



RS61 (ES61)



RS27 (ES27)



RS122 (ES122)



RS128 (ES128) BEST



RS58 (ES58)



RS88 (ES88)



RS62 (ES62)



RS120 (ES120)



RS127 (ES127) BEST



RSCK1 (ESCK1)



RS90 (ES90)



RS81 (ES81)



RS166 (ES166) N



RS123 (ES123)



RS21 (ES21)



RS82 (ES82)



RS87 (ES87)



RS31 (ES31)



RE03 (ESE03)



RB08 (ESB08)

SOLID EMOSS



※ 컬러의 단위 무늬(반복 무늬)와 확대 이미지를 On-Line에서 만나보세요.
 (On-Line 상의 이미지들은 실제 색상과 다를 수 있으니, 실물을 반드시 확인해보세요.)
 ※ Meet the color unit pattern(repeated) and enlarged images online.
 (Images online may differ from actual colors, please check the actual product.)

N
 신제품
 New

()
 비방염 컬러 번호
 Non-Flame Retardant

!
 시공 유의
 Installation Instructions

📖
 시공사례
 Reference




RS174 (ES174) **N**



RS104 (ES104) **BEST**



RS101 (ES101)




RS138 (ES138)



RS160 (ES160) **N**



RS98 (ES98) **BEST**



RS106 (ES106) **BEST**




RS150 (ES150)



RSP01 (ESP01) **BEST**



RS116 (ES116) **BEST**



RSJD1 (HSJD1) **BEST**



RS139 (ES139)



RS140 (ES140)



RS159 (ES159) **N**



RS144 (ES144)



RS107 (ES107) **BEST**




RS145 (ES145)



RS110 (ES110)



RS105 (ES105) **BEST**



RS161 (ES161) **N**



RS151 (ES151)



RS141 (ES141)



RS170 (ES170) **N**




RS148 (ES148)



RS142 (ES142)



RS162 (ES162) **N**



RS129 (ES129)



RS109 (ES109)



RS173 (ES173) **N**



RS103 (ES103) **BEST**



RSP02 (ESP02)



RS149 (ES149)



RS108 (ES108) **BEST**



RS117 (ES117)



RSJD2 (HSJD2)



RS175 (ES175) **N**

PREMIUM SOLID

은은하게 반사된 나뭇결 위에 다채로운 색으로 온기를 얻습니다.

A variety of colors brings warmth to the subdued reflection of wood grain.



RGM10




※ 컬러의 단위 무늬(반복 무늬)와 확대 이미지를 On-Line에서 만나보세요.
 (On-Line 상의 이미지들은 실제 색상과 다를 수 있으니, 실물을 반드시 확인해보세요.)
 ※ Meet the color unit pattern(repeated) and enlarged images online.
 (Images online may differ from actual colors, please check the actual product.)

N
 신제품
 New

()
 비방염 컬러 번호
 Non-Flame Retardant

!
 시공 유의
 Installation Instructions

📖
 시공사례
 Reference



90 X 47mm


RGM05 (EGM05)



RGM03 (EGM03)



RGM04 (EGM04)




RGM02 (EGM02)



RGM10 (EGM10) **N** **📖**



RGM01 (EGM01)



RGM06 (EGM06)



RGM11 (EGM11) **N**

PREMIUM SOLID

네추럴한 표면 위에 화이트 도장을 한 것처럼, 한층 부드럽고 밝은 느낌을 줍니다.

A softer and brighter feeling is conveyed as if it was painted white on a natural surface.



SM001 **N**



SM002 **N**



SM003 **N** **E**



SM004 **N**




※ 컬러의 단위 무늬(반복 무늬)와 확대 이미지를 On-Line에서 만나보세요.
(On-Line 상의 이미지들은 실제 색상과 다를 수 있으니, 실물을 반드시 확인해보세요.)
※ Meet the color unit pattern(repeated) and enlarged images online.
(Images online may differ from actual colors, please check the actual product.)

N
신제품
New

()
비방염 컬러 번호
Non-Flame Retardant

I
시공 유의
Installation Instructions

E
시공사례
Reference



SM005 **N** **E**



SM006 **N**



SM008 **N**




SM007 **N**



SOLID FABRIC

파스텔 색감과 섬세한 직물 표면이 어우러져 따뜻하고 포근한 느낌으로 다가옵니다.
Pastel colors and delicate fabric surfaces in harmony create a warm and cozy feeling.



※ 컬러의 단위 무늬(반복 무늬)와 확대 이미지를 On-Line에서 만나보세요.
(On-Line 상의 이미지들은 실제 색상과 다를 수 있으니, 실물을 반드시 확인해보세요.)
※ Meet the color unit pattern(repeated) and enlarged images online.
(Images online may differ from actual colors, please check the actual product.)

N
신제품
New


()
비방염 컬러 번호
Non-Flame Retardant

!
시공 유의
Installation Instructions


📖
시공사례
Reference




SF009 **N**




SF008 **N**




SF006 **N**




SF002 **N**




SF005 **N**




SF010 **N**



SF004 **N**



SF001 **N**



SF007 **N**

METAL

화려하게 비춰지는 메탈은 세련이 돋보이는 럭셔리한 공간을 만듭니다.

The brilliantly illuminating metal creates an outstanding refined luxurious space.



PM008




55 X 47mm

PM001 **N**



PM008 **N** **☞**



PM003 **N**



PM005 **N**




※ 컬러의 단위 무늬(반복 무늬)와 확대 이미지들을 On-Line에서 만나보세요.
(On-Line 상의 이미지들은 실제 색상과 다를 수 있으니, 실물을 반드시 확인해주세요.)
※ Meet the color unit pattern(repeated) and enlarged images online.
(Images online may differ from actual colors, please check the actual product.)

N
신제품
New

()
비방염 컬러 번호
Non-Flame Retardant

!
시공 유의
Installation Instructions

☞
시공사례
Reference



PM002 **N**



PM004 **N**



PM006 **N**



PM007 **N**



PM009 **N**




PM010 **N**

METAL



55 X 47mm

MS21



MS09



MS18



RP52



RP52



RP48



RP06



RP45 BEST



RP47



※ 컬러의 단위 무늬(반복 무늬)와 확대 이미지들을 On-Line에서 만나보세요.
 (On-Line 상의 이미지들은 실제 색상과 다를 수 있으니, 실물을 반드시 확인해보세요.)
 ※ Meet the color unit pattern(repeated) and enlarged images online.
 (Images online may differ from actual colors, please check the actual product.)



신제품
New



비방염 컬러 번호
Non-Flame Retardant



시공 유의
Installation Instructions



시공사례
Reference



RP04



MS01




MS19



RP08




RP42 BEST



RP03



MS20



RP46 BEST



RP49



RP53



RP50



RP51 BEST

CLASSIC WOOD

나무보다 더 나무답게, 나뭇결의 부드러운 숨결을 공간에 담습니다.

More like a tree than a real tree, it contains the soft breath of wood in the space.



PW131



※ 컬러의 단위 무늬(반복 무늬)와 확대 이미지들을 On-Line에서 만나보세요.
 (On-Line 상의 이미지들은 실제 색상과 다를 수 있으니, 실물을 반드시 확인해주세요.)
 ※ Meet the color unit pattern(repeated) and enlarged images online.
 (Images online may differ from actual colors, please check the actual product.)

N
신제품
New

()
비방염 컬러 번호
Non-Flame Retardant

!
시공 유의
Installation Instructions

📷
시공사례
Reference



PW126 **N**

AIGUILLE OAK



PW129 **N**

AIGUILLE OAK



PW127 **N**

AIGUILLE OAK



PW130 **N**

AIGUILLE OAK



PW128 **N**

AIGUILLE OAK



PW131 **N** **📷**

AIGUILLE OAK

CLASSIC WOOD



PW124



※ 컬러의 단위 무늬(반복 무늬)와 확대 이미지들을 On-Line에서 만나보세요.
 (On-Line 상의 이미지들은 실제 색상과 다를 수 있으니, 실물을 반드시 확인해주세요.)
 ※ Meet the color unit pattern(repeated) and enlarged images online.
 (Images online may differ from actual colors, please check the actual product.)

N
 신제품
 New

()
 비방염 컬러 번호
 Non-Flame Retardant

!
 시공 유의
 Installation Instructions

ⓐ
 시공사례
 Reference



PW138 **N**

OLIVE ASH



PW123 **N**

WALNUT



PW139 **N**

OLIVE ASH



PW124 **N** **ⓐ**

WALNUT



PW140 **N**

OLIVE ASH



PW125 **N**

WALNUT

CLASSIC WOOD



PW132



※ 컬러의 단위 무늬(반복 무늬)와 확대 이미지를 On-Line에서 만나보세요.
 (On-Line 상의 이미지들은 실제 색상과 다를 수 있으니, 실물을 반드시 확인해보세요.)
 ※ Meet the color unit pattern(repeated) and enlarged images online.
 (Images online may differ from actual colors, please check the actual product.)

N
 신제품
 New

()
 비방염 컬러 번호
 Non-Flame Retardant

!
 시공 유의
 Installation Instructions

📖
 시공사례
 Reference



PW137 **N**

EICHE



PW136 **N**

EICHE



PW133 **N**

DANISH TEAK



PW132 **N** **📖**

DANISH TEAK



PW135 **N**

DANISH TEAK



PW134 **N**

DANISH TEAK

CLASSIC WOOD



90 X 65mm

PW116 STANDARD OAK



PW117 STANDARD OAK



PW111 ASH



PW109 ASH



PW112 ASH



PW120 STANDARD OAK



※ 컬러의 단위 무늬(반복 무늬)와 확대 이미지를 On-Line에서 만나보세요.
 (On-Line 상의 이미지들은 실제 색상과 다를 수 있으니, 실물을 반드시 확인해보세요.)
 ※ Meet the color unit pattern(repeated) and enlarged images online.
 (Images online may differ from actual colors, please check the actual product.)



신제품
New



비방염 컬러 번호
Non-Flame Retardant



시공 유의
Installation Instructions



시공사례
Reference



90 X 65mm

PW105 TEAK



PW110 ASH



PW106 TEAK



PW118 STANDARD OAK



PW113 SLAP OAK



PW119 STANDARD OAK

CLASSIC WOOD



PW101

OAK



PW103

OAK



PW102

OAK



PW107

TEAK



PW114

SLAP OAK



PW121

STANDARD OAK



※ 컬러의 단위 무늬(반복 무늬)와 확대 이미지를 On-Line에서 만나보세요.
 (On-Line 상의 이미지들은 실제 색상과 다를 수 있으니, 실물을 반드시 확인해보세요.)
 ※ Meet the color unit pattern(repeated) and enlarged images online.
 (Images online may differ from actual colors, please check the actual product.)



신제품
New



비방염 컬러 번호
Non-Flame Retardant



시공 유의
Installation Instructions



시공사례
Reference



PW104

OAK



PW108

TEAK



PW115

SLAP OAK



PW122

STANDARD OAK

BIG WOOD

우드 슬랩의 커다랗고 웅장한 나이테와 길게 뻗은 나뭇결의 숨결을 느껴보세요.

Feel the large and magnificent growth rings of the wood slab and the breath of the long grain of wood.



BW009




※ 컬러의 단위 무늬(반복 무늬)와 확대 이미지들을 On-Line에서 만나보세요.
(On-Line 상의 이미지들은 실제 색상과 다를 수 있으니, 실물을 반드시 확인해주세요.)
※ Meet the color unit pattern(repeated) and enlarged images online.
(Images online may differ from actual colors, please check the actual product.)

N
신제품
New

()
비방염 컬러 번호
Non-Flame Retardant

!
시공 유의
Installation Instructions

📷
시공사례
Reference



190 X 140mm

BW009 **N** **📷**

ANTIQUE OAK



90 X 65mm

BW007 **N**


ANTIQUE OAK



BW008 **N**

ANTIQUE OAK

BIG WOOD



※ 컬러의 단위 무늬(반복 무늬)와 확대 이미지들을 On-Line에서 만나보세요.
 (On-Line 상의 이미지들은 실제 색상과 다를 수 있으니, 실물을 반드시 확인해주세요.)
 ※ Meet the color unit pattern(repeated) and enlarged images online.
 (Images online may differ from actual colors, please check the actual product.)

- N
 신제품
 New
- ()
 비방염 컬러 번호
 Non-Flame Retardant
- !
 시공 유의
 Installation Instructions
- @
 시공사례
 Reference



BW010 N

LAUAN



BW013 N

LAUAN



BW014 N

WASHED ASH




BW011 N

LAUAN



BW015 N

WASHED ASH



BW012 N @

LAUAN

BIG WOOD



※ 컬러의 단위 무늬(반복 무늬)와 확대 이미지를 On-Line에서 만나보세요.
 (On-Line 상의 이미지들은 실제 색상과 다를 수 있으니, 실물을 반드시 확인해보세요.)
 ※ Meet the color unit pattern(repeated) and enlarged images online.
 (Images online may differ from actual colors, please check the actual product.)

N
 신제품
 New

()
 비방염 컬러 번호
 Non-Flame Retardant

!
 시공 유의
 Installation Instructions

📖
 시공사례
 Reference



BW001

ASH



BW005

OAK



BW006 **BEST**

OAK



BW004

OAK



BW002 **BEST** 📖

WALNUT



BW003 **BEST**

WALNUT

PREMIUM WOOD

깊이있는 나뭇결의 자연스러움을 있는 그대로 리얼하게 담아갑니다.
It realistically conveys the naturalness of the deep grain of wood.



NW116



55 X 68mm

NW111 (NE111) ASH



NW053 (NE053) TEAK



NW080 (NE080) CASTAGNO CARDDUCI



NW102 (NE102) OAK



NW116 (NE116)   BRUSHED OAK



※ 컬러의 단위 무늬(반복 무늬)와 확대 이미지들을 On-Line에서 만나보세요.
(On-Line 상의 이미지들은 실제 색상과 다를 수 있으니, 실물을 반드시 확인해주세요.)
※ Meet the color unit pattern(repeated) and enlarged images online.
(Images online may differ from actual colors, please check the actual product.)



신제품
New



비방염 컬러 번호
Non-Flame Retardant



시공 유의
Installation Instructions



시공사례
Reference



NW120



55 X 68mm

NW110 (NE110) TEAK



NW114 (NE114) ASH



NW099 (NE099) WALNUT



NW120 (NE120)   WASHED OAK



NW041 (NE041) WHITE OAK

PREMIUM WOOD



NW109



55 X 68mm

NW082 (NE082) OAK



NW113 (NE113) ASH



NW100 (NE100) BEST WALNUT



NW083 (NE083) BEST OAK



NW092 (NE092) LINE TEAK



※ 컬러의 단위 무늬(반복 무늬)와 확대 이미지들을 On-Line에서 만나보세요.
 (On-Line 상의 이미지들은 실제 색상과 다를 수 있으니, 실물을 반드시 확인해주세요.)
 ※ Meet the color unit pattern(repeated) and enlarged images online.
 (Images online may differ from actual colors, please check the actual product.)



신제품
New



비방염 컬러 번호
Non-Flame Retardant



시공 유의
Installation Instructions



시공사례
Reference



NW101 | tvN 드라마 '산후조리원' 원장실



55 X 68mm

NW086 (NE086) OAK



NW101 (NE101) WALNUT



NW109 (NE109) TEAK



NW089 (NE089) TEAK



NW084 (NE084) OAK

PREMIUM WOOD



55 X 68mm

NW122 (NE122) WASHED OAK



NW119 (NE119) BRUSHED OAK



NW123 (NE123) WASHED OAK



NW015 (NE015) OAK



NW118 (NE118) BRUSHED OAK



※ 컬러의 단위 무늬(반복 무늬)와 확대 이미지를 On-Line에서 만나보세요.
(On-Line 상의 이미지들은 실제 색상과 다를 수 있으니, 실물을 반드시 확인해보세요.)
※ Meet the color unit pattern(repeated) and enlarged images online.
(Images online may differ from actual colors, please check the actual product.)



신제품
New




비방염 컬러 번호
Non-Flame Retardant



시공 유의
Installation Instructions



시공사례
Reference



NW117



55 X 68mm

NW121 (NE121) WASHED OAK



NW117 (NE117) BRUSHED OAK



NW068 (NE068) PADOUK



NW056 (NE056) TEAK



NW017 (NE017) OAK

PREMIUM WOOD



※ 컬러의 단위 무늬(반복 무늬)와 확대 이미지를 On-Line에서 만나보세요.
 (On-Line 상의 이미지들은 실제 색상과 다를 수 있으니, 실물을 반드시 확인해보세요.)
 ※ Meet the color unit pattern(repeated) and enlarged images online.
 (Images online may differ from actual colors, please check the actual product.)

N
 신제품
 New

()
 비방염 컬러 번호
 Non-Flame Retardant

!
 시공 유의
 Installation Instructions


📖
 시공사례
 Reference



NW112 (NE112) ASH



NW073 (NE073) BIRCH



NW057 (NE057) **BEST** OAK



NW078 (NE078) TEAK



NW032 (NE032) **📖** OAK



NW071 (NE071) **BEST** MAPLE



NW085 (NE085) OAK



NW038 (NE038) ASH



NW014 (NE014) OAK



NW033 (NE033) **BEST** **📖** OAK

PREMIUM WOOD



NW062 (NE062) BEST WIZARD GRAIN



NW072 (NE072) TEAK



NW039 (NE039) ASH



NW070 (NE070) BEST ASH



NW059 (NE059) OAK



※ 컬러의 단위 무늬(반복 무늬)와 확대 이미지를 On-Line에서 만나보세요.
(On-Line 상의 이미지들은 실제 색상과 다를 수 있으니, 실물을 반드시 확인해보세요.)
※ Meet the color unit pattern(repeated) and enlarged images online.
(Images online may differ from actual colors, please check the actual product.)

N
신제품
New

()
비방염 컬러 번호
Non-Flame Retardant

!
시공 유의
Installation Instructions

📖
시공사례
Reference



NW088 (NE088) TEAK



NW006 (NE006) BEST AMAZAHOU



NW042 (NE042) WHITE OAK



NW044 (NE044) BEST WALNUT



NW034 (NE034) BEST OAK

PREMIUM WOOD



※ 컬러의 단위 무늬(반복 무늬)와 확대 이미지를 On-Line에서 만나보세요.
 (On-Line 상의 이미지들은 실제 색상과 다를 수 있으니, 실물을 반드시 확인해보세요.)
 ※ Meet the color unit pattern(repeated) and enlarged images online.
 (Images online may differ from actual colors, please check the actual product.)

N
 신제품
 New

()
 비방염 컬러 번호
 Non-Flame Retardant

!
 시공 유의
 Installation Instructions

📖
 시공사례
 Reference



NW058 (NE058) OAK



NW043 (NE043) BEST WHITE OAK



NW060 (NE060) WALNUT



NW046 (NE046) BEST WALNUT



NW007 (NE007) AMAZAHOU



NW008 (NE008) AMAZAHOU



NW063 (NE063) TEAK



NW104 (NE104) BEST OAK



NW067 (NE067) TEAK



NW087 (NE087) OAK



NW045 (NE045) BEST WALNUT



NW090 (NE090) TEAK



NW055 (NE055) TEAK

WOOD

나무만이 갖고있는 다양한 색채와 친근한 아름다움을 느껴보세요.

Enjoy the variety of colors and familiar beauty that are unique to wood.



DW650



55 X 35mm

CW511 (EW511) BEST ELM



CW437 (EW437) CHERRY




DW633 (EW633) N OAK



CW424 (EW424) OLIVE LINE



DW406 (EW406) WIZARD GRAIN



DW650 (EW650) N E OAK



※ 컬러의 단위 무늬(반복 무늬)와 확대 이미지들을 On-Line에서 만나보세요.
(On-Line 상의 이미지들은 실제 색상과 다를 수 있으니, 실물을 반드시 확인해주세요.)
※ Meet the color unit pattern(repeated) and enlarged images online.
(Images online may differ from actual colors, please check the actual product.)



신제품
New



비방염 컬러 번호
Non-Flame Retardant



시공 유의
Installation Instructions



시공사례
Reference



DW636



CW606 (EW606) ELM




CW611 (EW611) BEST ASH



CW390 (EW390) WALNUT



DW648 (EW648) N WHITE OAK



DW647 (EW647) N WASHED OAK



DW636 (EW636) N E OAK



CW556 (EW556) OAK




CW510 (EW510) ELM



DW388 (EW388) TEAK

WOOD



CW616 (EW616) ELM



DW635 (EW635) N ASH



CW619 (EW619) OAK



CWPF3 (EWPF3) OAK



DW637 (EW637) N ELM



CW292 (EW292) OAK



DW456 (EW456) TEAK



CW431 (EW431) W WALNUT



DW634 (EW634) N OAK



※ 컬러의 단위 무늬(반복 무늬)와 확대 이미지들을 On-Line에서 만나보세요.
(On-Line 상의 이미지들은 실제 색상과 다를 수 있으니, 실물을 반드시 확인해보세요.)
※ Meet the color unit pattern(repeated) and enlarged images online.
(Images online may differ from actual colors, please check the actual product.)



신제품
New



비방염 컬러 번호
Non-Flame Retardant



시공 유의
Installation Instructions



시공사례
Reference



CW407 (EW407) BEST WIZARD GRAIN



DW638 (EW638) N W ELM



DW649 (EW649) N PAINTED OAK




CW408 (EW408) WIZARD GRAIN



DW467 (EW467) WALNUT



CW624 (EW624) W OAK



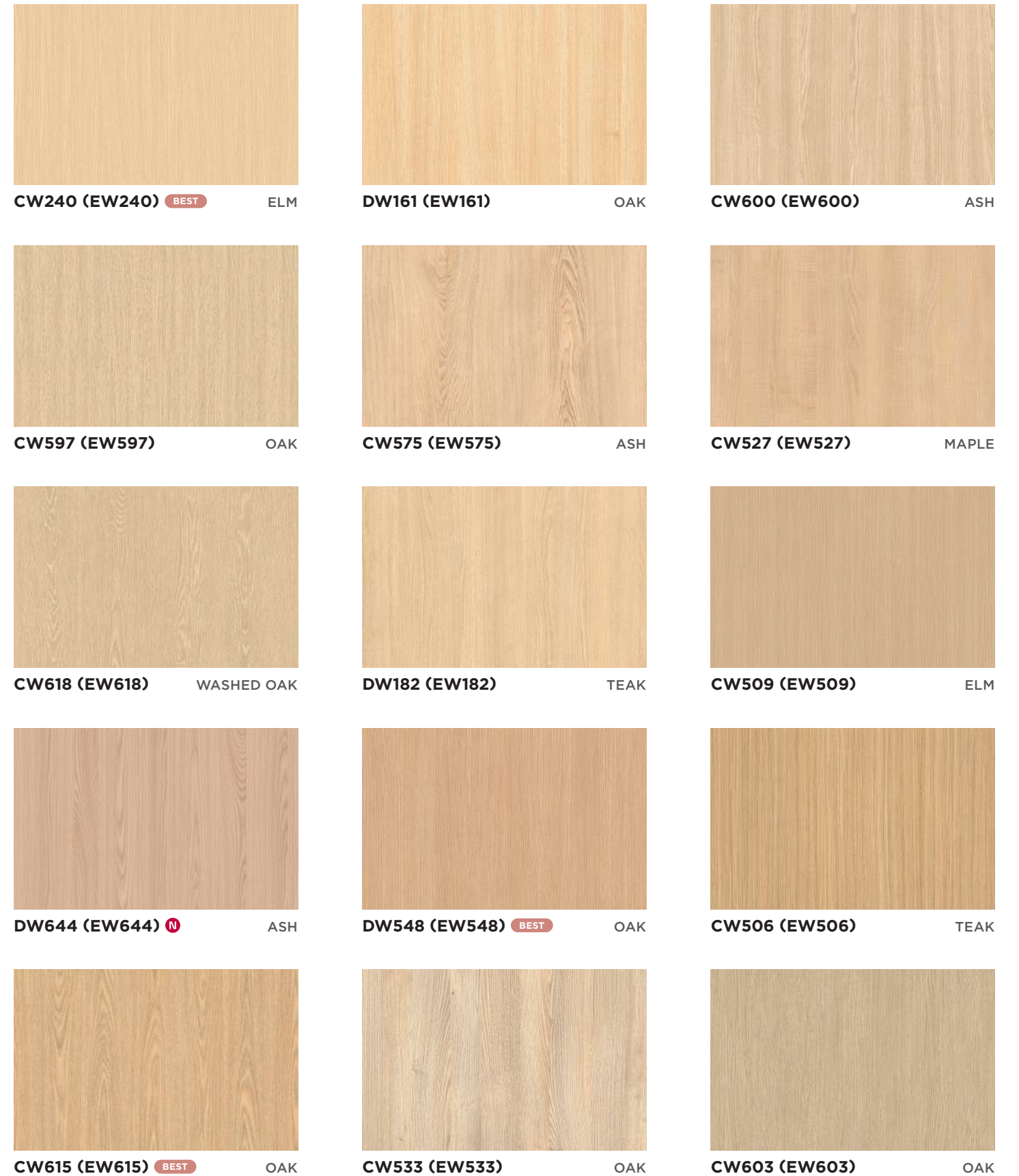
WOOD



※ 컬러의 단위 무늬(반복 무늬)와 확대 이미지를 On-Line에서 만나보세요.
 (On-Line 상의 이미지들은 실제 색상과 다를 수 있으니, 실물을 반드시 확인해 보세요.)
 ※ Meet the color unit pattern(repeated) and enlarged images online.
 (Images online may differ from actual colors, please check the actual product.)



신제품 New 비방염 컬러 번호 Non-Flame Retardant 시공 유의 Installation Instructions 시공사례 Reference



WOOD



DW645



55 X 35mm

CW604 (EW604) WASHED OAK



CW518 (EW518) ASH



CW599 (EW599) OAK



DW549 (EW549) OAK



DW159 (EW159) OAK



DW307 (EW307) OAK



※ 컬러의 단위 무늬(반복 무늬)와 확대 이미지를 On-Line에서 만나보세요.
(On-Line 상의 이미지들은 실제 색상과 다를 수 있으니, 실물을 반드시 확인해주세요.)
※ Meet the color unit pattern(repeated) and enlarged images online.
(Images online may differ from actual colors, please check the actual product.)



신제품
New



비방염 컬러 번호
Non-Flame Retardant



시공 유의
Installation Instructions



시공사례
Reference



CW626 (EW626) BEST OAK



CW151 (EW151) OAK



CW557 (EW557) BEST OAK



DW640 (EW640) N ASH



DW645 (EW645) N e ASH



CW605 (EW605) WASHED OAK




CW512 (EW512) TEAK



CW358 (EW358) CASTAGNO CARDDUCI



DW308 (EW308) OAK



CW441 (EW441) BAMBOO



CW534 (EW534) OAK



DW576 (EW576) ASH



DW179 (EW179) BEST TEAK




DW550 (EW550) BEST OAK



CWSH2 (EWSH2) OAK

WOOD



※ 컬러의 단위 무늬(반복 무늬)와 확대 이미지를 On-Line에서 만나보세요.
 (On-Line 상의 이미지들은 실제 색상과 다를 수 있으니, 실물을 반드시 확인해보세요.)
 ※ Meet the color unit pattern(repeated) and enlarged images online.
 (Images online may differ from actual colors, please check the actual product.)



신제품
New




비방염 컬러 번호
Non-Flame Retardant



시공 유의
Installation Instructions



시공사례
Reference



WOOD



55 X 35mm

CW598 (EW598) BEST OAK



CW258 (EW258) OAK



DW157 (EW157) MAPLE



DW398 (EW398) GREEN PINE



CW427 (EW427) NOCE



CW79 (EW79) MAPLE



DW350 (EW350) ANEGRE



CW455 (EW455) NOCE



CW124 (EW124) CHERRY



DW180 (EW180) TEAK



CWB1 (EWB1) CHERRY



CW150 (EW150) TEAK



CW111 (EW111) CHERRY



CW69 (EW69) CHERRY



CW44 (EW44) ANEGRE



※ 컬러의 단위 무늬(반복 무늬)와 확대 이미지를 On-Line에서 만나보세요.
(On-Line 상의 이미지들은 실제 색상과 다를 수 있으니, 실물을 반드시 확인해보세요.)
※ Meet the color unit pattern(repeated) and enlarged images online.
(Images online may differ from actual colors, please check the actual product.)



신제품
New



비방염 컬러 번호
Non-Flame Retardant



시공 유의
Installation Instructions



시공사례
Reference



CW537



55 X 35mm

CW537 (EW537) BEST BIRCH



CW590 (EW590) BIRCH



CW523 (EW523) PINE



DW207 (EW207) TEAK



CW438 (EW438) CHERRY



CW141 (EW141) BEST MAPLE



CW142 (EW142) MAPLE



CW531 (EW531) BEST ASH



CW175 (EW175) OAK



CW453 (EW453) NOCE



CW154 (EW154) BEST TEAK

WOOD



CW621 (EW621) ANTIQUE PAINTED WOOD



DW631 (EW631) CHEVRON GRAY



CW459 (EW459) THINWIN



CW612 (EW612) SCRAP WOOD



DW629 (EW629) CHEVRON PAINTED



DW400 (EW400) ANTIQUE PINE



CW622 (EW622) ANTIQUE PAINTED WOOD



※ 컬러의 단위 무늬(반복 무늬)와 확대 이미지를 On-Line에서 만나보세요.
(On-Line 상의 이미지들은 실제 색상과 다를 수 있으니, 실물을 반드시 확인해주세요.)
※ Meet the color unit pattern(repeated) and enlarged images online.
(Images online may differ from actual colors, please check the actual product.)



신제품
New



비방염 컬러 번호
Non-Flame Retardant



시공 유의
Installation Instructions



시공사례
Reference



SW001 ASH



SW004 OAK



SW005 OAK




SW002 ASH



SW006 OAK



SW003 ASH



BIG MARBLE

빅 슬랩의 커다란 웅장한 마블링과 곧게 뻗은 크랙의 숨결을 느껴보세요.

Feel the big and magnificent marbling of the big slab and the breath of the straight stretched crack.



BM009



90 X 65mm

BM009  

GALAXY MARBLE



BM010 

GALAXY MARBLE



※ 컬러의 단위 무늬(반복 무늬)와 확대 이미지들을 On-Line에서 만나보세요.
(On-Line 상의 이미지들은 실제 색상과 다를 수 있으니, 실물을 반드시 확인해주세요.)
※ Meet the color unit pattern(repeated) and enlarged images online.
(Images online may differ from actual colors, please check the actual product.)



신제품
New




비방염 컬러 번호
Non-Flame Retardant



시공 유의
Installation Instructions



시공사례
Reference



BM011



BM011  

BULKY CONCRETE



BM012 

BULKY CONCRETE

BIG MARBLE




BM006 | LG Z:IN 인테리어 지인스퀘어 강남



BM007

ARABESCATO



BM008

BORGHINI

90 X 65mm



※ 컬러의 단위 무늬(반복 무늬)와 확대 이미지들을 On-Line에서 만나보세요.
(On-Line 상의 이미지들은 실제 색상과 다를 수 있으니, 실물을 반드시 확인해주세요.)
※ Meet the color unit pattern(repeated) and enlarged images online.
(Images online may differ from actual colors, please check the actual product.)



신제품
New



비방염 컬러 번호
Non-Flame Retardant



시공 유의
Installation Instructions



시공사례
Reference



BM001

LIGHT MARBLING

90 X 65mm



BM002

MARBLING



BM003

GRAY MARBLE



BM004

DARK GRAY MARBLE



BM005

MARQUINA




BM006


MARQUINA

MARBLE / STONE


유럽풍의 고급스런 대리석과 스톤의 리얼한 터치감을 느껴보세요.
Feel the realistic sense of touch of European-style luxury marble and stone.




ML77 **N** SAND STONE



ML75 **N** **CE** SAND STONE



ML76 **N** SAND STONE



ML80 **N** SAND STONE



ML75



※ 컬러의 단위 무늬(반복 무늬)와 확대 이미지들을 On-Line에서 만나보세요.
(On-Line 상의 이미지들은 실제 색상과 다를 수 있으니, 실물을 반드시 확인해주세요.)
※ Meet the color unit pattern(repeated) and enlarged images online.
(Images online may differ from actual colors, please check the actual product.)



신제품
New



비방염 컬러 번호
Non-Flame Retardant



시공 유의
Installation Instructions



시공사례
Reference



ML72



ML71 **N** OXIDADO STONE



ML72 **N** **CE** OXIDADO STONE



ML74 **N** OXIDADO STONE



ML73 **N** OXIDADO STONE

MARBLE / STONE



※ 컬러의 단위 무늬(반복 무늬)와 확대 이미지들을 On-Line에서 만나보세요.
 (On-Line 상의 이미지들은 실제 색상과 다를 수 있으니, 실물을 반드시 확인해보세요.)
 ※ Meet the color unit pattern(repeated) and enlarged images online.
 (Images online may differ from actual colors, please check the actual product.)

N 신제품 New
() 비방염 컬러 번호 Non-Flame Retardant
! 시공 유의 Installation Instructions
📄 시공사례 Reference



EL178 **!** SOLID CONCRETE(BEIGE)



EL177 **BEST** **!** SOLID CONCRETE(GRAY)



ML62 PLASTERED WALL BRUSH(LIGHT GRAY)



NS002 CONCRETE(WARM GRAY)



ML22 RUSTIC BRONZE



ML64 PLASTERED WALL BRUSH(COOL GRAY)



EL176 **!** **📄** SOLID CONCRETE(DARK GRAY)




NS003 CONCRETE(DARK GRAY)

MARBLE / STONE

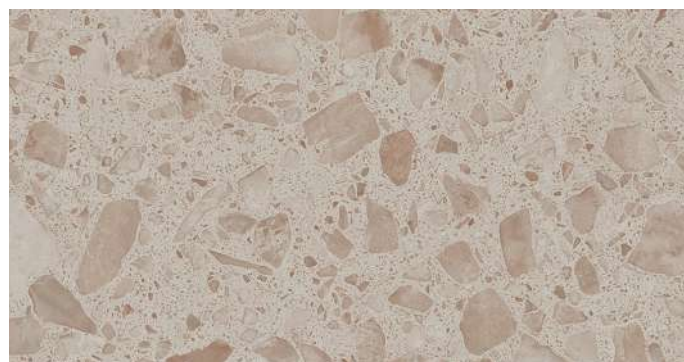


ML82



ML82 **N** **Ⓢ**

TERAZZO



ML81 **N**

TERAZZO



※ 컬러의 단위 무늬(반복 무늬)와 확대 이미지를 On-Line에서 만나보세요.
(On-Line 상의 이미지들은 실제 색상과 다를 수 있으니, 실물을 반드시 확인해보세요.)
※ Meet the color unit pattern(repeated) and enlarged images online.
(Images online may differ from actual colors, please check the actual product.)

N
신제품
New

()
비방염 컬러 번호
Non-Flame Retardant

!
시공 유의
Installation Instructions

Ⓢ
시공사례
Reference



ML67 **BEST**

BIANCO CARRARA(WHITE)



RM12 **BEST**

MARBLE



ML56 **BEST**

TRAVERTINE(WHITE)



ML57

TRAVERTINE(WARM GRAY)



ML23

STONE



ML24

STONE



ML58

TRAVERTINE(DARK GRAY)

FANCY / LEATHER

따뜻한 패브릭만의 숨결과 레더만의 고급스러운 질감으로 아늑한 분위기와 럭셔리한 공간을 연출합니다.

A cozy atmosphere and luxurious space are created with the warm breath of fabric and the sophisticated texture of leather.



ML47 LINEN(GRAY)



ML49 TWEED(LIGHT GRAY)



EL043 STRING WAVE(LIGHT BEIGE)



ML45 LINEN(HAZELNUT)



EL235 CLASSIC(GRAY WOLF)



EL044 STRING WAVE(DARK GRAY)



ML48 LINEN(DEEP GRAY)



EL051 CLASSIC(PINK BEIGE)



EL049 STRING WAVE(METAL)



※ 컬러의 단위 무늬(반복 무늬)와 확대 이미지들을 On-Line에서 만나보세요.
(On-Line 상의 이미지는 실제 색상과 다를 수 있으니, 실물을 반드시 확인해주세요.)
※ Meet the color unit pattern(repeated) and enlarged images online.
(Images online may differ from actual colors, please check the actual product.)



신제품
New




비방염 컬러 번호
Non-Flame Retardant



시공 유의
Installation Instructions



시공사례
Reference



ML31 WARM BEIGE



ML13 MIDDLE BROWN



ML14 DARK BROWN


OUTDOOR

건물 외부에 부착하는 제품으로, 독일 RAL 인증 받은 필름으로 되어 있어, 옥외 조건에 사용하기 적합합니다.
 This product is attached to the outside of a building. It is made of a film certified by RAL in Germany, so it is suitable for use in outdoor conditions.

N 신제품 New
() 비방염 컬러 번호 Non-Flame Retardant
! 시공 유의 Installation Instructions
📄 시공사례 Reference




(US001) ! SAND(WHITE)



(US005) ! SAND(CHARCOAL)



(US003) ! SAND(DEEP BLUE)



(US004) ! SAND(DEEP BROWN)



(US002) ! SAND(BLACK)



(UP001) ! TRAVERTINE(BEIGE)



(UP002) ! WOOD(MERSEY OAK)



(UP003) ! RUSTIC METAL(DEEP BROWN)



(UM002) ! SAND(OLIVE GRAY)



(UM001) ! SAND(DARK GRAY)



! CONSTRUCTION INSTRUCTIONS

1. Preliminary work

- It is necessary to check the type and condition of the adherend(MDF, etc.) on which the film is applied to see if any problems may occur during construction.
 - In the case of MDF, it is recommended to use MDF with uniform density, as the difference in construction adhesion and flame retardant performance occurs depending on the density.
 - The painted surface should be cleaned with alcohol to remove contaminants and checked for damage to by the solvent. The uneven areas should be polished with sand paper after puttying treatment and foreign matters should be removed with a dust brush.
 - For iron plates, after removing contaminants from the surface with alcohol or lacquer, the uneven areas caused by welding should be treated by puttying. Foreign matters should be removed with a dust brush after polishing the surface with sand paper.
- It is necessary to perform preliminary inspection on whether the product selected by the consumer has defects. (pattern name, appearance, etc.)
- Film construction should be carried out after wood construction and before painting and wall papering.

2. Surface Pre-work

- The cross-section(cutting) part of the adherend(MDF, etc.) where the film will be applied must be sufficiently polished with sandpaper.
 - In particular, in the case of wood(MDF, PB, etc.), smoothness of the bent and joint parts is important. Therefore, if the surface condition is rough after inspecting in advance, it must be sufficiently polished with sandpaper or putty treatment before construction.

3. Primer treatment

- For the primer treatment, the cut surface of wood(MDF, PB, etc.) among the adherends has a high primer absorption rate, so the primer should be applied 2-3 times. Overlapping is done after the primer applied before has been completely dried.

4. Construction Methods

- During construction, the cut surface of the film should not be visible as much as possible.
- Film should be applied in a way that the substrate is not visible as much as possible.
- **Color differences may occur between product lots, so it is necessary to sort the lots for installation.**
- The site temperature should be maintained at 15-25°C from 72 hours before construction to 48 hours after construction. In winter, if the product is left outside, adhesion may decrease due to a drop in temperature.

5. Construction Instructions for Specific products

SW, EL, LE, PL	<ul style="list-style-type: none"> - These products do not have a surface film layer but only did surface treatment. If you strongly rub the corners with wool felt or cotton gloves, the printed layer may be damaged, so please use with caution. - Due to the surface treatment layer, it may slip when film is overlapped. Therefore, the construction should be done after applying the water-based primer PM-04 undiluted solution and drying it sufficiently.
US, UM, UP	<ul style="list-style-type: none"> - Outdoor products must be constructed in compliance with separate specification standard.
NS	<ul style="list-style-type: none"> - This film features deep embossing to realize the texture of brick and concrete. - In the case of overlapping construction, the adhesive strength decreases due to the depth of the emboss, so apply a primer after attaching it with masking tape. - After the primer treatment, the product must be sufficiently compressed to the surface for stability in construction, so please pay attention to this point.
HIGH GLOSS	<ul style="list-style-type: none"> - In order to properly reproduce the gloss effect on the film surface, construction must be done in a clean environment. - If construction is performed with foreign substances(dust, dirt, etc.) on the adherend(MDF, etc.) and the film adhesive surface, surface imprints or protrusion marks may occur on the film surface. - Since the product has high hardness, it should be finished perfectly by applying more force to prevent the edges from being lifted and to realize a clean visual effect.
NATURE CRAFT	<ul style="list-style-type: none"> - Butt joint construction is required. During overlapping construction, there is a risk of peeling of the overlapped area due to the embossing and surface treatment layer. - Since it has a special multi-layer product structure, if the surface is heated during construction, it may cause delamination or surface wrinkles, so curved surfaces cannot be constructed. - You need to cut and construct in consideration of fitting connection between patterns. If it is cut according to the printing scale on the releasing surface, the alignment between the patterns will not be possible. - There is no surface film layer, if you strongly rub the corners with wool felt, cotton gloves, etc., the printing layer may be damaged, so please use with caution.

6. Others

- Film construction must be carried out according to the construction standards of the specification.
- For construction methods and adherends(MDF, etc.), in case of the construction on a different type of adherend from the specifications, you must contact LG Hausys or a vendor to confirm the possibility of construction.
 - Air bubbles may occur during construction on acrylic adherends, so please check with LG Hausys or a vendor before construction
- In case of the film application, you should use the water-based primer PM-04 of LG Hausys.